

# *TUTORIAL CORDON LUNETTES " VOGUE " ©*

## *« CANDY HEART VOGUE »*

*Les créations d'Anna®*



*This Tutorial has been designed and is offert to you by « Les Créations d'Anna® »*

You can find Les Créations d'Anna on the website :

<https://lescreationsdanna.com>



*Les créations d'Anna*


## Material for 69 cm cord



22 Candy / Heart  
Vogue  
(FP Sélection)



11 Lipsi® Vogue  
Puca®-Paris



16 Piros® Vogue  
Puca®-Paris



92 Minos® Puca®-  
Paris




Sead Beads 15/0  
(R15)  
Sead Beads 11/0  
(R11)  
Sead Beads 8/0 (R8)



2 Cords for Glasses  
2 Rings




Fil Fireline 0.12




2 needles size 010

## We will work with 2 needles



1) Place 3 Minos on  
the 1st needle




2) Pass in all bead in  
loop



3) You get a small  
triangle




4) Pass in the Minos




5) Place 1 R15 in the  
following Minos




6) Place 1 R15 in the  
following Minos




7) Place 1 R11,  
1R15, 1 Piros, 1 R15,  
1 Piros, 1 R15, 1  
Piros, 1 R15



8) Take the second  
needle and place 1  
R15 in the 1st Piros



9) Place 1 R15 in the  
2nd Piros



10) Place 1 R15 in  
the 3rd Piros





11) Place 1 R15 in the R11 with the 2nd needle




12) Pass with the 2 needles in the heart



13) You get this



14) Place 1 R11 on the 1st needle



15) Pass in the R11 with the 2nd needle




16) Place on each needle 1 R15, 1 Minos, 1 R15 and pass through the Lipsi



17) Place 1 R11, 1 R15, 1 Minos, 1 R15 on 1st needle and 1 R15, 1 Minos, 1 R15 on 2nd needle



18) Go to R11 like this



19) Place your heart by passing with the 2 needles



20) Place 1 R11



21) Pass in the R11 with the 2nd needle




22) You get this




23) Place 1 R11, 1 R15, 1 Minos, 1 R15, 1 Piro, 1 R15, 1 Minos, 1 R15, 1 Piro, 1 R15, 1 Minos, 1 R15 on the 2nd needle




24) Pass in the R11 with the 2nd needle



25) Place your heart by passing with the 2 needles



26) Repeat steps 15 to 25, place a total of 11 hearts



27) You are here



28) Repeat steps 15 to 18. Place your heart in the opposite direction by passing with the 2 needles



29) Repeat steps 21 to 25 and 14 to 20, place the remaining 10 hearts




30) You are here




31) Place 1 R15, 1 Minos, 1 R15, 1 Piro, 1 R15, 1 Piro, 1 R15, 1 Piro, 1 R15




32) Place 3 Minos



33) Pass through 3 Minos in loop




34) Place yourself in the 1st Minos



35) Place 1 R15 in the Minos



36) Place 1 R15 in the following Minos



37) Pass through Minos and the next R15



38) Place 3 R15, 1 R8, 3 R15 in opposite R15



39) Pass through in all beads on both sides to consolidate



40) Place 3 R15, 1 R8, 3 R15 in opposite R15



41) Place eyeglasses rings and tips



42) And here is the result